

SkyScan micro-CT support products



1550 Pond Rd. Suite 110 Allentown PA 18104
Tel: 610-366-7103 Fax 610-366-7105
www.microphotonics.com

SkyScan micro-CT support products



Introduction


Micro Photonics supplies a range of *support products* to assist you with your SkyScan micro-CT scanner from Bruker MicroCT. This list does not however include the special stages with embedded microprocessor controllers (material testing stage, cooling stage, heating stage and the micro-positioning stage).




These products will significantly assist you in the mounting of samples for scanning. You should be aware that stable and symmetrical mounting of samples for scanning will enhance the quality and repeatability of scans and analysis results. Other products in this catalog include alignment pins, calibration phantoms for bone mineral density (BMD), and aluminum thickness measurement phantom.




1. Sample holders, *ex vivo* scanners (1172, 1173, 1174, 1272, 1273, 1275, 2211 and 2214)

Special object holders



Item #	Item	Description	Image	Price USD
SKY-000214	Tube Holder Set	Set of plastic tube sample holders, various diameters, supported by a metal base. Tubes are 8 cm high, with internal diameters of (approx.) 6, 10, 15, 20 mm. Includes: metal base, 2 large screws (base to scanner), 4 small screws (tube to base), 4 plastic tubes, 4 plastic lids, Allen key (for set-screws), Phillips screw driver.		1,960
	Extra tubes for Tube Holder Set	Tubes are 8 cm high, with internal diameters of (approx.) 6, 10, 15, 20 mm. Tubes are provided with plastic lids. Tubes plus lids are supplied in batches of 5.		
SKY-006866	Tube set, 6mm	Set of tubes 6mm inner diameter, with lid	See above tube (1)	250
SKY-006869	Tube set, 10mm	Set of tubes 10mm inner diameter, with lid	See above tube (2)	250


Item #	Item	Description	Image	Price USD
SKY-006867	Tube set, 15mm	Set of tubes 15mm inner diameter, with lid	See above tube (4)	250
SKY-006868	Tube set, 20mm	Set of tubes 20mm inner diameter, with lid	See above tube (4)	250
SKY-005461	"Spider" object mount	<p>Mount with screw-adjustable fingers to hold objects of variable geometry.</p> <p>Each "finger" is screw-adjusted to obtain a grip on any object including objects with irregular and asymmetric geometry.</p>		1,230



Item #	Item	Description	Image	Price USD
SKY-015490		Clip Holder for thin samples		390
SKY-008112	Holder for multiple Eppendorf tubes: small	<p>A plastic tube holder for 3 tubes, 25 ul with safe-lock lid</p> <p>This tube assembly fits onto the base of the tube holder set item 1001.</p> <p>Single tube</p>		260
SKY-008106	Holder for multiple Eppendorf tubes: medium	<p>A plastic tube holder for 2 tubes, 0.5ml with safe-lock lid</p> <p>This tube assembly fits onto the base of the tube holder set item 1001.</p> <p>Single tube</p>		260

Item #	Item	Description	Image	Price USD
SKY-008110	Holder for multiple Eppendorf tubes: large	<p>A plastic tube holder for 2 tubes, 2 ml with safe-lock lid</p> <p>This tube assembly fits onto the base of the tube holder set item 1001.</p> <p>Single tube</p>		260
SKY-005842	Large object mount	Large object mount for SkyScan 1272, 1275, 1173		1,800
Tubes to use on metal base				
	Long sample tubes for SkyScan 1275, 1173	Tubes to use on the metal base as in the tube set SP1001, but with extended length of 12cm for use with the SkyScan1275, and 1173.		

Item #	Item	Description	Image	Price USD
SKY-011170	Tube	Set of 5 tubes for 5.5 micron resolution for 1173, 1275 (Height 8.5cm, inner dia. 5mm, wall thickness 1mm)		400
SKY-011159	Tube	Set of 5 tubes for 7 micron resolution for 1173, 1275 (Height 12cm ,inner dia. 6mm, wall thickness 1.5mm)		500
SKY-011160	Tube	Set of 5 tubes for 7 micron resolution for 1173, 1275 (Height 12cm ,inner dia. 10mm, wall thickness 1.5mm)		580
SP-1023 SKY-011161	Tube	Set of 5 tubes for 7 micron resolution for 1173, 1275 (Height 12cm, inner dia. 15mm, wall thickness 1.5mm)		690
SKY-011162	Tube	Set of 5 tubes for 7 micron resolution for 1173, 1275 (Height 12cm,i nner dia. 20mm, wall thickness 1.5mm)		860

Item #	Item	Description	Image	Price USD
SKY-001484	Rotary Nut	Rotary Nut		40
Brass sample trays				
	Brass rod sample bases	Brass rod stands for small samples: at the top is a recessed tray with rim. Typically modelling clay or wax is used to affix the sample.		
SKY-002667	Brass rod	Base with 4mm diam., length 5.5 cm	(1, above image)	200
SKY-002434	Brass rod	Base with 4mm diam., length 4.7 cm	(2, above image)	200
SKY-002853	Brass rod	Base with 5mm diam., length 4 cm	(3, above image)	200

Item #	Item	Description	Image	Price USD
	Brass tray sample base	Brass stages for larger samples, circular with peripheral rim. These can be used to mount a wide range of samples, in conjunction with a mounting material such as dental wax (SP-2000) or a suitable plasticine or modelling clay (of a type that does not harden in air and is stable at high temperatures inside a scanner).		
SKY-002466	Brass tray	Base with 65mm diameter	(1, above image)	200
SKY-005169	Brass tray	Base with 52mm diameter	(2, above image)	180
SKY-002567	Brass tray	Base with 38 mm diameter	(3, above image)	180
SKY-005832	Brass tray	Base with 20 mm diameter	(5, above image)	180




Item #	Item	Description	Image	Price USD
Support Products for SkyScan 2214				
	Water chiller coolant	Koolance 702		75
	Air filters	Clean/check monthly Replace as needed		125
	Air Compressor	Atlas Copco ~4500 hours ~Average use is 6 hours/day if system runs all day (750 days ~every 2 years)		~\$2000 - 4000
	Festo Air Filters (as needed)	Filter A 0.01um filter particle filter		785

Item #	Item	Description	Image	Price USD
	Festo Air Filters (as needed)	Filter B 1um filter particle filter		785
	Festo Air Filters (as needed)	Filter C 5um filter particle filter		16
	Festo Air Filters (as needed)	Filter D		215
	Festo Air Filters (as needed)	Filter E		205
	Festo Air Filters (as needed)	Filter F		215
SKY-016907	Filament	Filament W - pack of 5		2,723



Item #	Item	Description	Image	Price USD
SKY-016908	Filament	Filament LaB6 - pack of 1		6,438
SKY-016909	Target	Tungsten Target with Diamond Window		14,100
		2214-deben adaptor		512



Item #	Item	Description	Image	Price USD
	2214 Service Visit Kit	<ul style="list-style-type: none">• Koolance• Prevacuum pump silencer• Prevacuum pump valves and diaphragms• Vacuum sensor repair kit IKR• Ignition tool Kit• o-rings 22mm and 133mm• active carbon Filter• vacuum grease• lubricating grease for filters• Filter set 1um,5um, larger		4,150.00



2. Calibration phantoms


Item #	Item	Description	Image	Price USD
SKY-016946	Small 2-4mm BMD phantom set.	2mm-4mm diameter set (small). 2mm BMD rods are suitable for very small bones such as mouse bones; 4mm rods are applicable to rat bones. The rod pair has concentrations of 0.3 and 1.25 g/cm ³ CaHA. Also includes embedded foil thickness phantom (SP-0058)		1,270
SKY-016947	Medium 8-16mm BMD phantom set.	8mm-16mm diameter set (medium). The rod pair has concentrations of 0.3 and 1.25 g/cm ³ CaHA. Suitable for larger bones such as rabbit, sheep, human. Also includes embedded foil thickness phantom (SP-0058)		2,300
SKY-016948	Large 32mm BMD phantom set.	32 mm diameter set of BMD phantoms (large). The rod pair has concentrations of 0.3 and 1.25 g/cm ³ CaHA. Suitable for large bones such as human or large animal vertebrae. Also includes embedded foil thickness phantom (SP-0058)		2,050

3. Stages

Item #	Item	Description	Image	Price USD
SKY-006308	Cooling Stage	Cooling Stage (V1+V2) keeps an object at a preselected temperature during imaging and micro-CT scanning. It contains a two-stage solid-state Peltier thermopump Cooling stage keeps object in the controllable temperature down to < -15C. An internal microprocessor and a precision temperature sensor provide feedback to the stage control program for temperature stabilization during scanning at a pre-selected value, with 0.5°C accuracy.	 A photograph of the Cooling Stage, which consists of a clear cylindrical chamber mounted on a black base with a mesh-like texture. Inside the chamber, a small object is visible, and the stage is connected to various wires and components.	Contact Micro Photonics for pricing
SKY-016941	Heating Stage	Heating Stage keep an object at a preselected temperature during imaging and micro-CT scanning. It contains a two-stage solid-state Peltier thermopump. Heating stage keeps objects in the temperature up to > +80C. An internal microprocessor and a precision temperature sensor provide feedback to the stage control program for temperature stabilization during scanning at a pre-selected value, with 0.5°C accuracy.	 A photograph of the Heating Stage, which is identical in appearance to the Cooling Stage, featuring a clear cylindrical chamber on a black base with a mesh-like texture. It contains a small object and is connected to various wires and components.	Contact Micro Photonics for pricing

Item #	Item	Description	Image	Price USD
SKY-016811	Materials testing stage 44 N	<p>MTS2 - 44N (1275, 1272, 2211) The Material Testing Stage allows the user to combine micro-CT imaging with tensile and compression testing. During scanning the sample is subjected to a controlled load, while having the loading curve displayed on-screen in real time. The stage can be used in 2 modes: a continuous mode for compression or tension up to the maximum allowable load or until the maximum displacement; and a predefined mode in which the user can specify either the load or the displacement that should be reached.</p>		<p>Contact Micro Photonics for pricing</p>
SKY-016812	Materials testing stage 220 N	<p>MTS2 - 220N (1275, 1272, 2211) The Material Testing Stage allows the user to combine micro-CT imaging with tensile and compression testing. During scanning the sample is subjected to a controlled load, while having the loading curve displayed on-screen in real time. The stage can be used in 2 modes: a continuous mode for compression or tension up to the maximum allowable load or until the maximum displacement; and a predefined mode in which the user can specify either the load or the displacement that should be reached.</p>		<p>Contact Micro Photonics for pricing</p>

Item #	Item	Description	Image	Price USD
SKY-016813	Materials testing stage 440 N	<p>MTS2 - 440N (1275, 1272, 2211) The Material Testing Stage allows the user to combine micro-CT imaging with tensile and compression testing. During scanning the sample is subjected to a controlled load, while having the loading curve displayed on-screen in real time. The stage can be used in 2 modes: a continuous mode for compression or tension up to the maximum allowable load or until the maximum displacement; and a predefined mode in which the user can specify either the load or the displacement that should be reached.</p>		<p>Contact Micro Photonics for pricing</p>
SKY-016616	Materials testing stage 2200 N	<p>MTS2 - 2200N (1275, 1272, 2211) The Material Testing Stage allows the user to combine micro-CT imaging with tensile and compression testing. During scanning the sample is subjected to a controlled load, while having the loading curve displayed on-screen in real time. The stage can be used in 2 modes: a continuous mode for compression or tension up to the maximum allowable load or until the maximum displacement; and a predefined mode in which the user can specify either the load or the displacement that should be reached.</p>		<p>Contact Micro Photonics for pricing</p>

Item #	Item	Description	Image	Price USD
SKY-008773	Materials testing stage 4400 N	MTS2 - 4400N (1275, 1272, 2211) The Material Testing Stage allows the user to combine micro-CT imaging with tensile and compression testing. During scanning the sample is subjected to a controlled load, while having the loading curve displayed on-screen in real time. The stage can be used in 2 modes: a continuous mode for compression or tension up to the maximum allowable load or until the maximum displacement; and a predefined mode in which the user can specify either the load or the displacement that should be reached.	 A photograph of the MTS2 - 4400N Material Testing Stage. It features a black cylindrical base with a silver-colored upper section. Inside the upper section, a blue, porous material sample is visible, held between two silver-colored grips. The entire assembly is mounted on a dark surface.	Contact Micro Photonics for pricing

Contact details for direct ordering from Micro Photonics

Micro Photonics
1550 Pond Rd.
Suite 110
Allentown PA 18104
Tel: 610-366-7103
Fax: 610-366-7105
Email: sumita@microphotonics.com

Terms and sales conditions

Shipping FOB Destination
Sales Tax will be charged for orders in Pennsylvania and Virginia
Net 10 on Order